


TÚ 2253 Jindřichov ve Slezsku – st.hr. Polsko /kontrolní měření/ na upravenou niveletu koleje

km : 23.336573 – 23.467573

Vyhotoveno dne 19.3.2021 na upravenou niveletu koleje List : 1/19



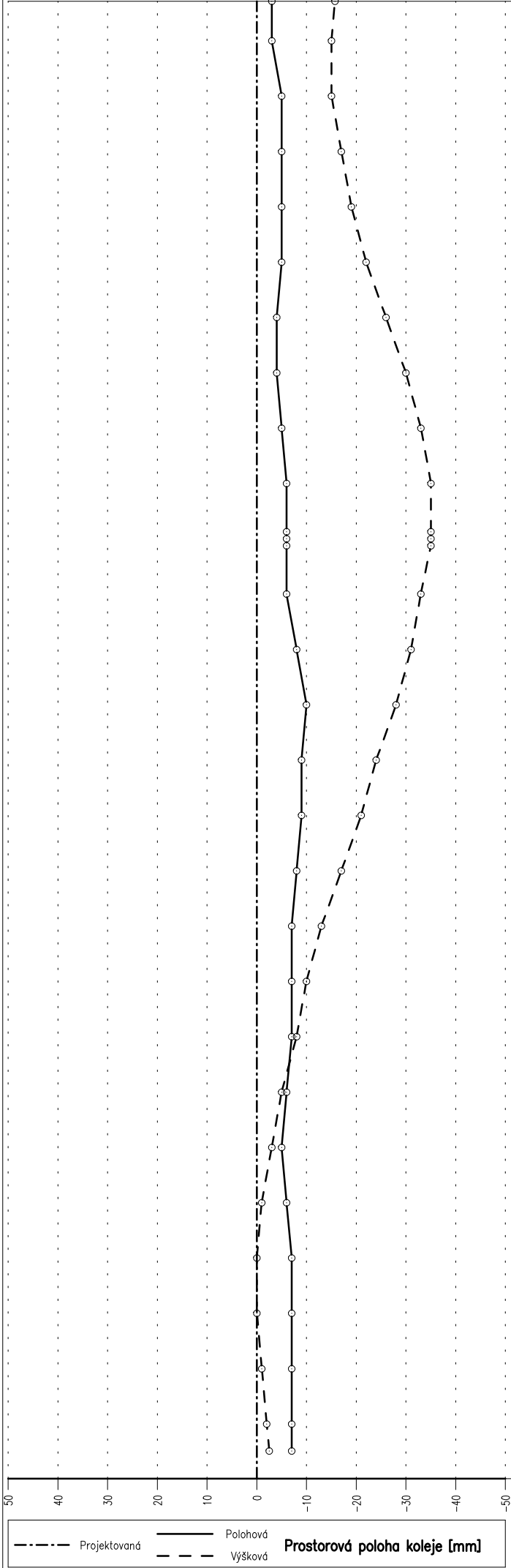
KZO sk2=10.675‰
LN Rv=4000.000m yv=0.002m tz=3.605m
ZZO sk1=8.872‰
10:38:22 PJD -34
10:36:53 PJD -34

		23.467573
3	-7	23.465000
4	-6	23.460000
4	-6	23.455000
6	-6	23.450000
7	-7	23.445000
8	-8	23.440000
8	-5	23.435000
9	-4	23.430000
11	-4	23.425000
13	-4	23.420000
15	-3	23.415000
17	-5	23.410000
20	-6	23.405000
22	-4	23.400000
24	-3	23.395000
27	-1	23.390000
30	1	23.385000
31	2	23.380000
28	3	23.375000
21	3	23.370000
14	5	23.365000
8	7	23.360000
	-2	6 23.353606
	-4	5 23.350001
	-3	4 23.346395
	-1	3 23.341967
	-1	2 23.340000
	-1	0 23.336573
ZDVIH	POSUN	
ASP		KM

TÚ 2253 Jindřichov ve Slezsku – st.hr. Polsko /kontrolní měření/ na upravenou niveletu koleje

km : 23.467573 – 23.598573

List : 2/19



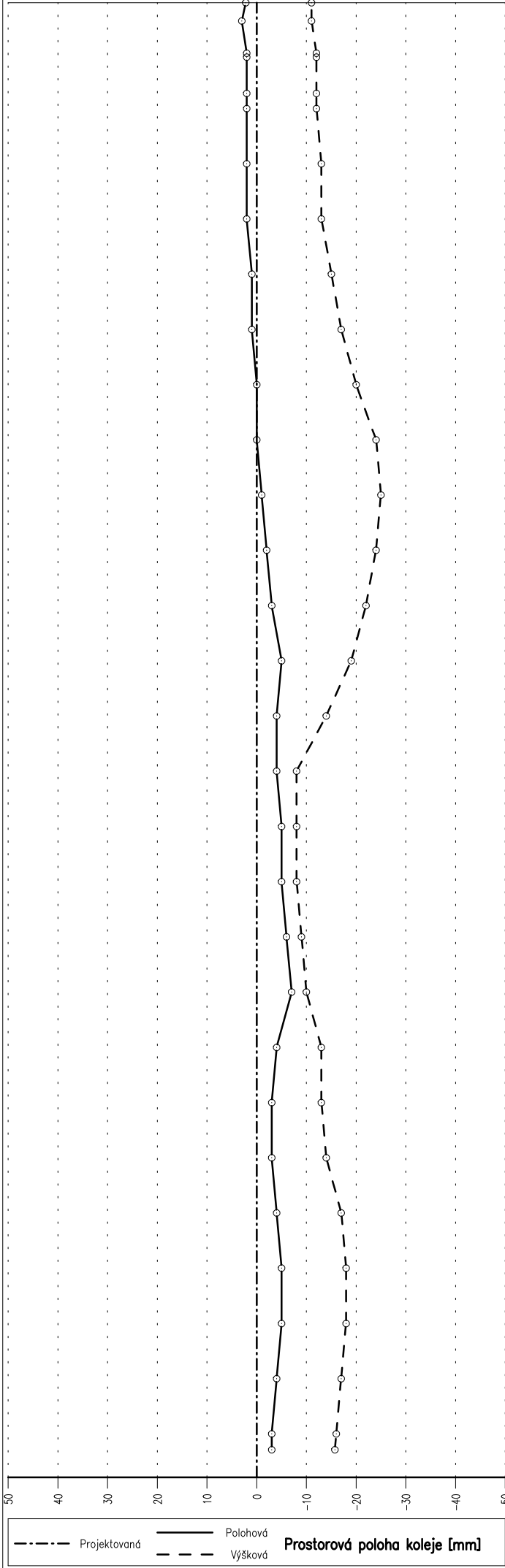
LN Rv=4000.000m yv=0.6000% K70 sk2=10.358%
Z20 sk1=10.675% Z20 sk1=0.8336%
Z20 sk1=0.8336%

			23.598573
15	-3	23.595000	
15	-5	23.590000	
17	-5	23.585000	
19	-5	23.580000	
22	-5	23.575000	
26	-4	23.570000	
30	-4	23.565000	
33	-5	23.560000	
35	-6	23.555000	
35	-6	23.550634	
33	-6	23.549987	
33	-6	23.545000	
31	-8	23.540000	
28	-10	23.535000	
24	-9	23.530000	
21	-9	23.525000	
17	-8	23.520000	
13	-7	23.515000	
10	-7	23.510000	
8	-7	23.505000	
5	-6	23.500000	
3	-5	23.495000	
1	-6	23.490000	
0	-7	23.485000	
0	-7	23.480000	
1	-7	23.475000	
2	-7	23.470000	
		23.467573	
ZDVIH	POSUN		
ASP			KM

TÚ 2253 Jindřichov ve Slezsku – st.hr. Polsko /kontrolní měření/ na upravenou niveletu koleje

List : 3/19

km : 23.598573 – 23.729573



LN Rv=4000.000m yv=-0.001m tz=3.282m


ZZO sk1=10.358%

			23.729573
12	2	23.724643	
12	2	23.721361	
13	2	23.715000	
13	2	23.710000	
15	1	23.705000	
17	1	23.700000	
20	0	23.695000	
24	0	23.690000	
25	-1	23.685000	
24	-2	23.680000	
22	-3	23.675000	
19	-5	23.670000	
14	-4	23.665000	
8	-4	23.660000	
8	-5	23.655000	
8	-5	23.650000	
9	-6	23.645000	
10	-7	23.640000	
13	-4	23.635000	
13	-3	23.630000	
14	-3	23.625000	
17	-4	23.620000	
18	-5	23.615000	
18	-5	23.610000	
17	-4	23.605000	
16	-3	23.600000	
			23.598573
ZDVIH	POSUN		
ASP		KM	

TÚ 2253 Jindřichov ve Slezsku – st.hr. Polsko /kontrolní měření/ na upravenou niveletu koleje

km : 23.729573 – 23.860573

List : 4/19



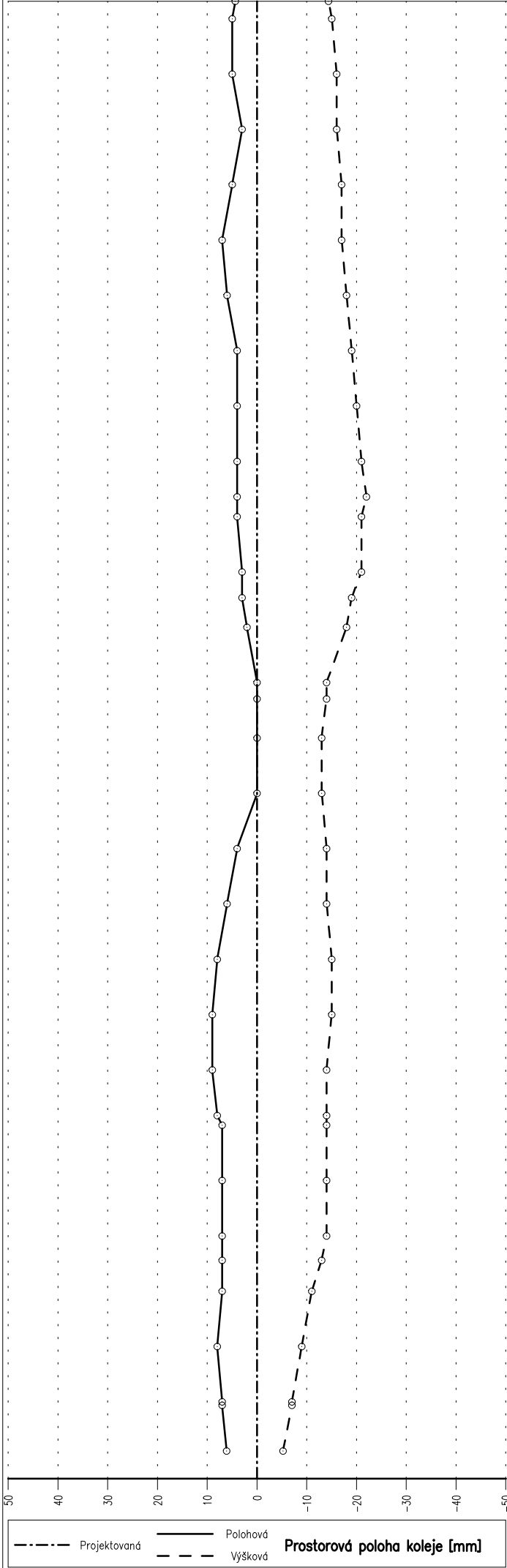
		sk1=1.049%	23.860573
6	5	23.855000	
7	4	23.850000	
6	3	23.845000	
5	3	23.840000	
7	2	23.835000	
11	2	23.830000	
13	1	23.825442	KZO sk2=1.049%
13	2	23.820000	
12	2	23.815000	
11	1	23.810105	LN Rv=4000.000m yv=-0.029m tz=15.336m
10	1	23.805000	
9	2	23.800000	
7	2	23.794769	ZZO sk1=8.717%
6	2	23.790000	
5	2	23.785000	
5	2	23.780000	
6	2	23.775000	
9	2	23.770000	
11	2	23.765000	
12	0	23.760000	
13	-1	23.755000	
13	0	23.750000	
13	0	23.745000	
10	0	23.740000	
10	1	23.735000	
11	2	23.730000	

		23.860573
6	5	23.855000
7	4	23.850000
6	3	23.845000
5	3	23.840000
7	2	23.835000
11	2	23.830000
13	1	23.825442
13	2	23.820000
12	2	23.815000
11	1	23.810105
10	1	23.805000
9	2	23.800000
7	2	23.794769
6	2	23.790000
5	2	23.785000
5	2	23.780000
6	2	23.775000
9	2	23.770000
11	2	23.765000
12	0	23.760000
13	-1	23.755000
13	0	23.750000
13	0	23.745000
10	0	23.740000
10	1	23.735000
11	2	23.730000
ZDVIH	POSUN	<div><div>KM</div><div>↑</div></div>
ASP		

TÚ 2253 Jindřichov ve Slezsku – st.hr. Polsko /kontrolní měření/ na upravenou niveletu koleje

km : 23.860573 – 23.991573

List : 5/19

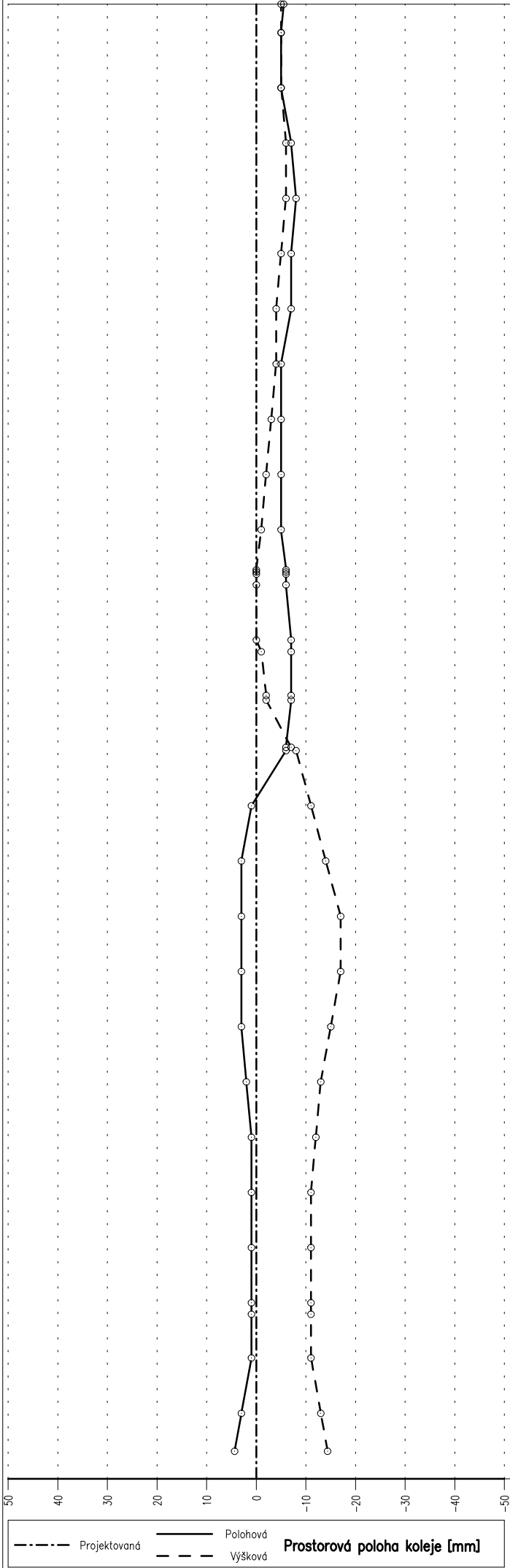


LN Rv=4000.000m yv=-0.010m tz=9.134m	KZO sk2=-10.061%	ZZO sk1=-5.494%	KZO sk2=-5.494%	LN Rv=4000.000m yv=-0.021m tz=13.086m	ZZO sk1=1.049%			23.991573
						16	5	23.985000
						16	3	23.980000
						17	5	23.975000
						17	7	23.970000
						18	6	23.965000
						19	4	23.960000
						20	4	23.955000
						21	4	23.950000
						22	4	23.946804
						21	4	23.945000
						21	3	23.940000
						19	3	23.937670
						18	2	23.935000
						14	0	23.928536
						13	0	23.925000
						13	0	23.920000
						14	4	23.915000
14	6	23.910000						
15	8	23.905000						
15	9	23.900000						
14	9	23.895000						
14	8	23.890870						
14	7	23.885000						
14	7	23.880000						
13	7	23.877784						
11	7	23.875000						
9	8	23.870000						
7	7	23.864698						
		23.860573						
						ZDVIH	POSUN	<div>KM</div> <div></div>
						ASP		

TÚ 2253 Jindřichov ve Slezsku – st.hr. Polsko /kontrolní měření/ na upravenou niveletu koleje

km : 23.991573 – 24.122573

List : 6/19



LN Rv=4000.000m yv=0.700% z=0.000%

KP=ZO R=369.000m D=79mm u=1.435m

10:55:11 PRJ -7.0

10:55:02 PRJ -7.0


ZP Kloto Lk=60.000m

		24.122573
5	-5	24.120000
5	-5	24.115000
6	-7	24.110000
6	-8	24.105000
5	-7	24.100000
4	-7	24.095000
4	-5	24.090000
3	-5	24.085000
2	-5	24.080000
1	-5	24.075000
0	=0	24.070000
1	-7	24.063957
2	-7	24.059573
7	-6	24.055303
11	1	24.050000
14	3	24.045000
17	3	24.040000
17	3	24.035000
15	3	24.030000
13	2	24.025000
12	1	24.020000
11	1	24.015000
11	1	24.010000
11	1	24.003957
11	1	24.000000
13	3	23.995000
		23.991573
ZDVIH	POSUN	
ASP		KM

TÚ 2253 Jindřichov ve Slezsku – st.hr. Polsko /kontrolní měření/ na upravenou niveletu koleje

List : 7/19

km : 24.122573 – 24.253573




K0=ZP Kloto Lk=60.000m

		24.253573
21	-7	24.250000
20	-8	24.245000
19	-9	24.240000
18	-8	24.235000
18	-8	24.230000
17	-8	24.223318
18	-8	24.220000
19	-7	24.215000
18	-6	24.210000
17	-6	24.205000
15	-6	24.200000
13	-5	24.195000
13	-4	24.190000
13	-5	24.185000
13	-6	24.180000
11	-6	24.175000
10	-5	24.170000
10	-3	24.165000
7	-6	24.160000
7	-8	24.155000
7	-8	24.150000
7	-8	24.145000
8	-7	24.140000
8	-7	24.135000
5	-7	24.130000
5	-6	24.125000
		24.122573
ZDVIH	POSUN	<div>KM</div>
ASP		

TÚ 2253 Jindřichov ve Slezsku – st.hr. Polsko /kontrolní měření/ na upravenou niveletu koleje

km : 24.253573 – 24.384573

List : 8/19



LN Rv=4000.000m yv=4.500% L=8.711%
220 SP L=8.968%

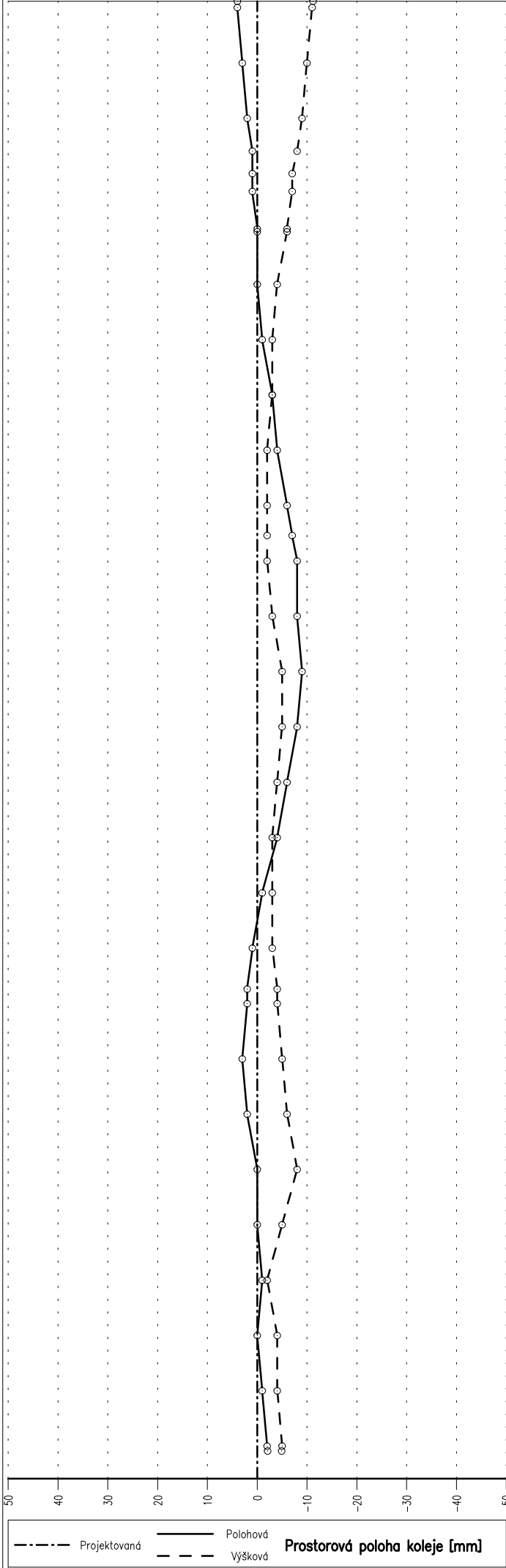
KP přímá Li=142.980m

		24.384573
4	−3	24.380000
4	−4	24.375000
3	−5	24.370000
4	−5	24.365000
6	−6	24.360000
8	−5	24.355000
11	−4	24.350000
14	−4	24.345000
16	−4	24.340000
18	−3	24.335000
19	−4	24.330000
21	−5	24.325000
22	−5	24.320000
23	−5	24.315000
25	−4	24.310000
26	−5	24.305000
26	−5	24.302639
26	−5	24.302639
27	−5	24.300000
27	−4	24.295000
27	−3	24.290000
28	−2	24.283318
28	−1	24.280000
26	−2	24.275000
24	−3	24.270000
22	−6	24.265000
21	−7	24.260000
21	−7	24.255000
		24.253573
ZDVIH	POSUN	<div><div></div><div>KM</div><div></div></div>
ASP		

TÚ 2253 Jindřichov ve Slezsku – st.hr. Polsko /kontrolní měření/ na upravenou niveletu koleje

km : 24.384573 – 24.515573

List : 9/19




KZO sk2=−7.889%

LN Rv=4000.000m yv=0.002m tz=3.644m

ZZO sk1=−9.711%

KP=ZO R=−662.000m D=44mm u=1.435m

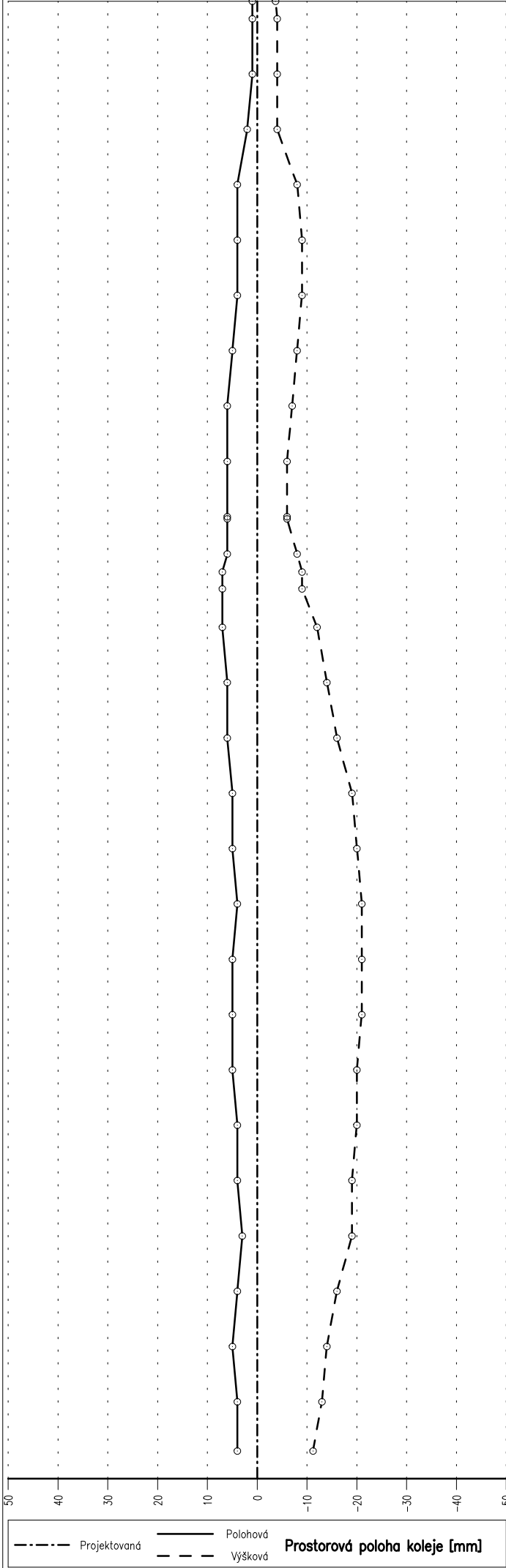
ZP Kloto Lk=41.000m

		24.515573
10	3	24.510000
9	2	24.505000
8	1	24.502039
7	1	24.498395
6	0	24.494751
4	0	24.490000
3	−1	24.485000
3	−3	24.480000
2	−4	24.475000
2	−6	24.470000
2	−7	24.467298
2	−8	24.465000
3	−8	24.460000
5	−9	24.455000
5	−8	24.450000
4	−6	24.445000
3	−4	24.440000
3	−1	24.435000
3	1	24.430000
4	2	24.426298
5	3	24.420000
6	2	24.415000
8	0	24.410000
5	0	24.405000
2	−1	24.400000
4	0	24.395000
4	−1	24.390000
5	−2	24.385000
		24.384573
ZDVIH	POSUN	
ASP		


TÚ 2253 Jindřichov ve Slezsku – st.hr. Polsko /kontrolní měření/ na upravenou niveletu koleje

km : 24.515573 – 24.646573

List : 10/19




KZO sk2=-6.308%
LN Rv=4000.000m yv=0.001m tz=3.162m
ZZO sk1=-7.889%

		24.646573
4	1	24.640000
4	2	24.635000
8	4	24.630000
9	4	24.625000
9	4	24.620000
8	5	24.615000
7	6	24.610000
6	6	24.605000
6	6	24.599798
8	6	24.596636
9	7	24.593474
12	7	24.590000
14	6	24.585000
16	6	24.580000
19	5	24.575000
20	5	24.570000
21	4	24.565000
21	5	24.560000
21	5	24.555000
20	5	24.550000
20	4	24.545000
19	4	24.540000
19	3	24.535000
16	4	24.530000
14	5	24.525000
13	4	24.520000
		24.515573
ZDVIH	POSUN	<div>KM</div>
ASP		

TÚ 2253 Jindřichov ve Slezsku – st.hr. Polsko /kontrolní měření/ na upravenou niveletu koleje

km : 24.646573 – 24.777573

List : 11/19

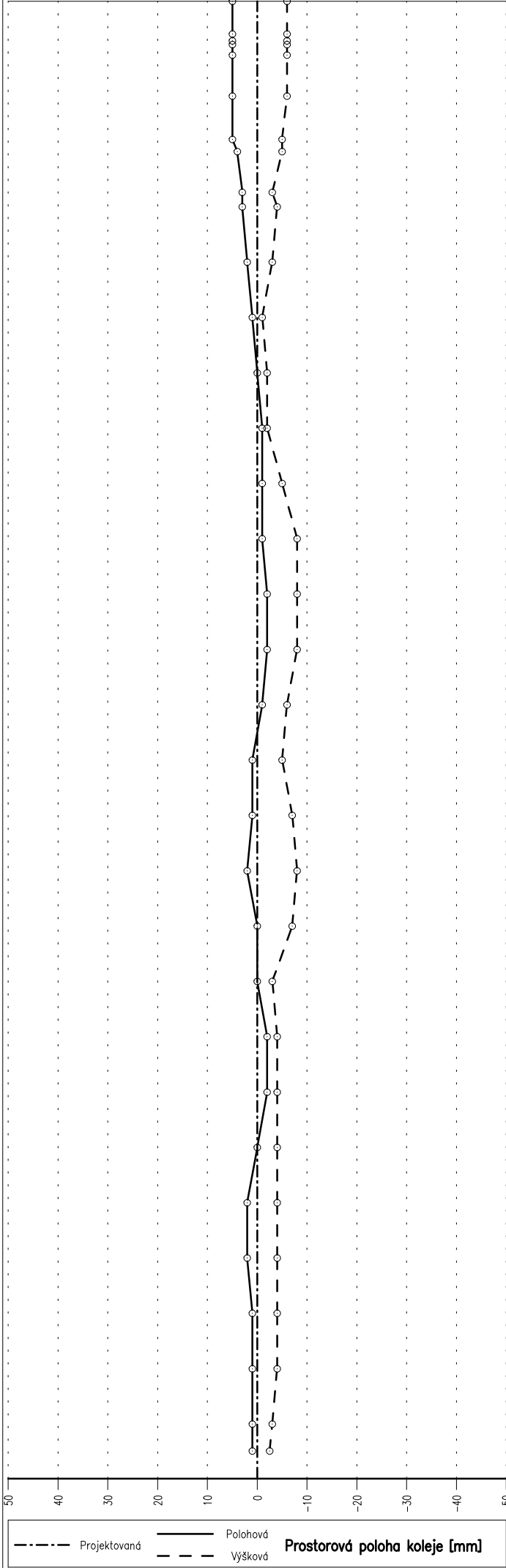


		24.777573
2	1	24.775000
2	0	24.770000
1	1	24.765000
2	2	24.760000
3	3	24.755000
2	2	24.750000
2	2	24.745000
1	2	24.740000
1	3	24.735000
2	3	24.730000
2	2	24.725000
1	1	24.720000
1	0	24.715000
2	-2	24.710000
2	0	24.705000
1	3	24.700000
1	3	24.695000
1	3	24.690000
1	3	24.685000
2	3	24.680000
2	3	24.675000
1	2	24.670000
2	2	24.665000
3	1	24.660000
3	1	24.655000
3	1	24.650000
		24.646573
ZDVIH	POSUN	<div>KM</div>
ASP		

TÚ 2253 Jindřichov ve Slezsku – st.hr. Polsko /kontrolní měření/ na upravenou niveletu koleje

km : 24.777573 – 24.908573

List : 12/19

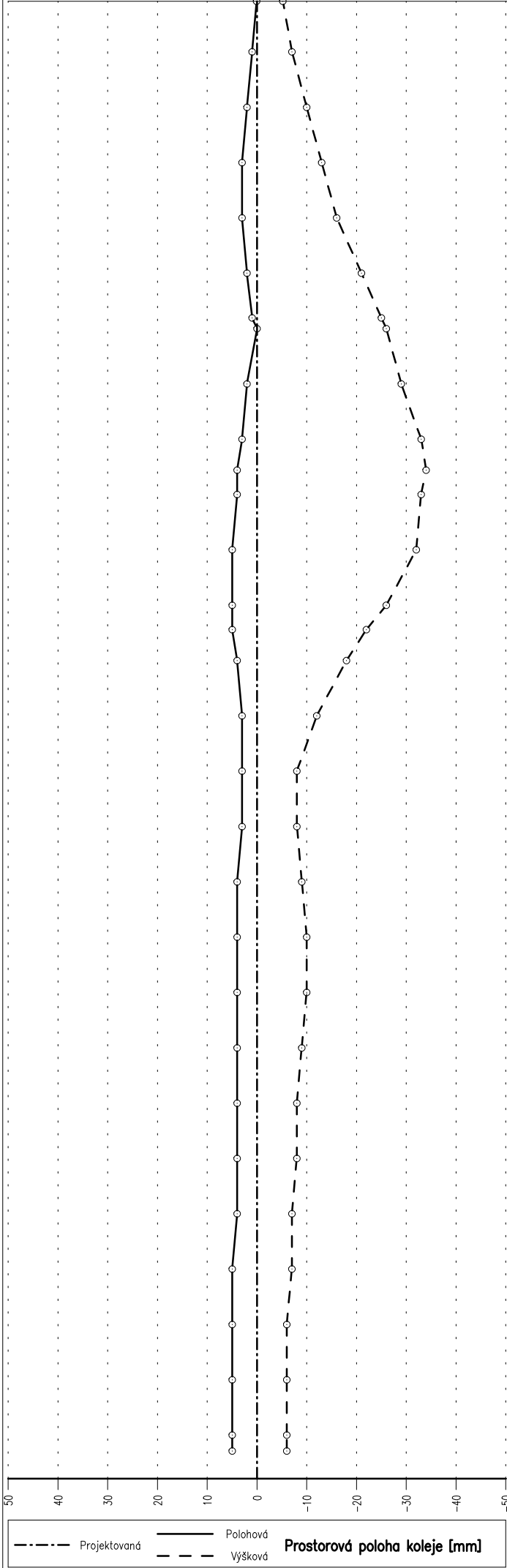


LN Rv=4000.000m yv=0.000m tz=0.954m KZO sk2=-6.785% ZZO sk1=-6.308%	6	5	24.905619
	6	5	24.904665
	6	5	24.903711
	6	5	24.900000
02:26:57 PRJ -34	5	5	24.896092
02:26:38 PRJ -34	3	3	24.891316
	3	2	24.885000
	1	1	24.880000
	2	0	24.875000
	2	-1	24.870000
	5	-1	24.865000
	8	-1	24.860000
	8	-2	24.855000
	8	-2	24.850000
	6	-1	24.845000
	5	1	24.840000
	7	1	24.835000
	8	2	24.830000
	7	0	24.825000
	3	0	24.820000
	4	-2	24.815000
	4	-2	24.810000
	4	0	24.805000
	4	2	24.800000
	4	2	24.795000
	4	1	24.790000
	4	1	24.785000
	3	1	24.780000
			24.777573
	ZDVIH	POSUN	<div><div></div><div>KM</div></div>
	ASP		

TÚ 2253 Jindřichov ve Slezsku – st.hr. Polsko /kontrolní měření/ na upravenou niveletu koleje

km : 24.908573 – 25.039573

List : 13/19



K0=ZP Kloto Lk=41.000m

KZO sk2=-10.391‰

LN Rv=4000.000m yv=-0.007m tz=7.212m


ZZO sk1=-6.785‰

		25.039573
7	1	25.035000
10	2	25.030000
13	3	25.025000
16	3	25.020000
21	2	25.015000
25	1	25.010969
29	2	25.005000
33	3	25.000000
34	4	24.997212
33	4	24.995000
32	5	24.990001
26	5	24.985000
22	5	24.982789
18	4	24.980000
12	3	24.975000
8	3	24.970000
8	3	24.965000
9	4	24.960000
10	4	24.955000
10	4	24.950000
9	4	24.945000
8	4	24.940000
8	4	24.935000
7	4	24.930000
7	5	24.925000
6	5	24.920000
6	5	24.915000
6	5	24.910000
		24.908573
ZDVIH	POSUN	<div>KM</div>
ASP		

TÚ 2253 Jindřichov ve Slezsku – st.hr. Polsko /kontrolní měření/ na upravenou niveletu koleje

km : 25.039573 – 25.170573

List : 14/19

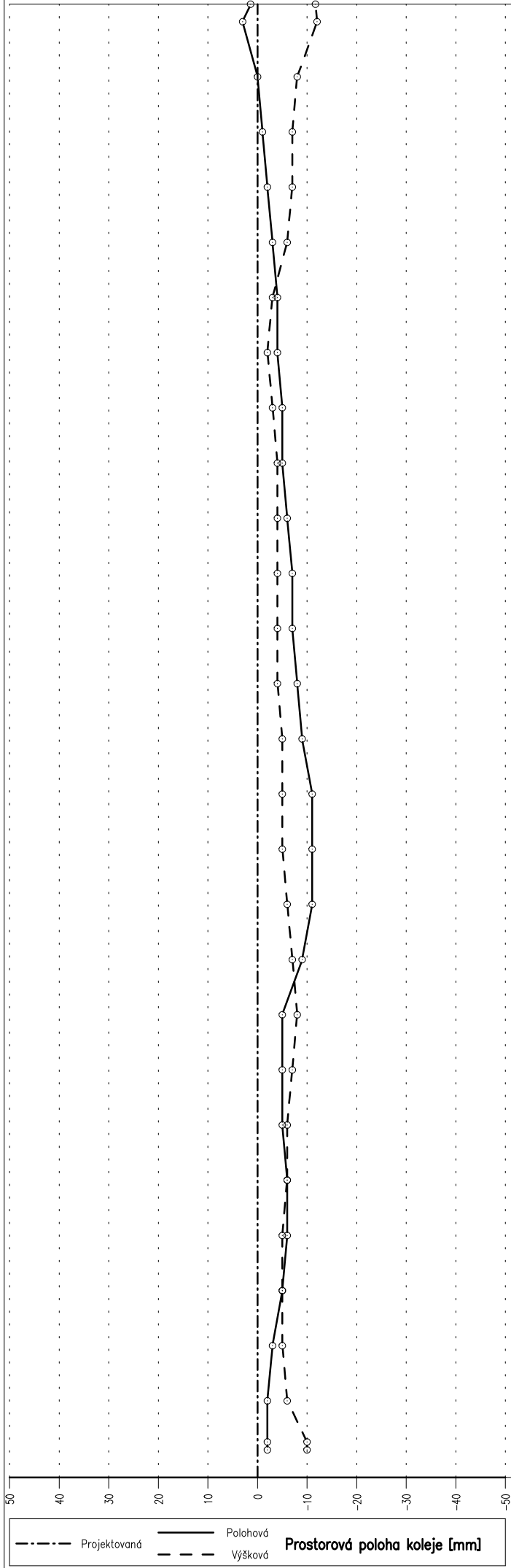


				25.170573
		13	0	25.165184
		13	1	25.163112
		14	1	25.163028
		14	1	25.162240
		14	0	25.160000
		14	-2	25.155000
		12	-3	25.150000
		10	-3	25.145000
		8	-3	25.140000
		8	-2	25.135000
		8	-1	25.130000
		8	-1	25.125000
		9	-1	25.120000
		9	-1	25.115000
		9	-1	25.110000
		11	-2	25.105000
		13	-3	25.100000
		13	-4	25.095000
		13	-4	25.090000
		11	-3	25.085000
		10	-2	25.080000
		9	-3	25.075000
		8	-3	25.070000
		6	-2	25.065000
		5	0	25.060000
		2	5	25.055000
		0	6	25.051969
		1	5	25.050000
		3	1	25.045000
		5	0	25.040000
				25.039973
		ZDVIH	POSUN	KM ↑
		ASP		

TÚ 2253 Jindřichov ve Slezsku – st.hr. Polsko /kontrolní měření/ na upravenou niveletu koleje

km : 25.170573 – 25.301573

List : 15/19

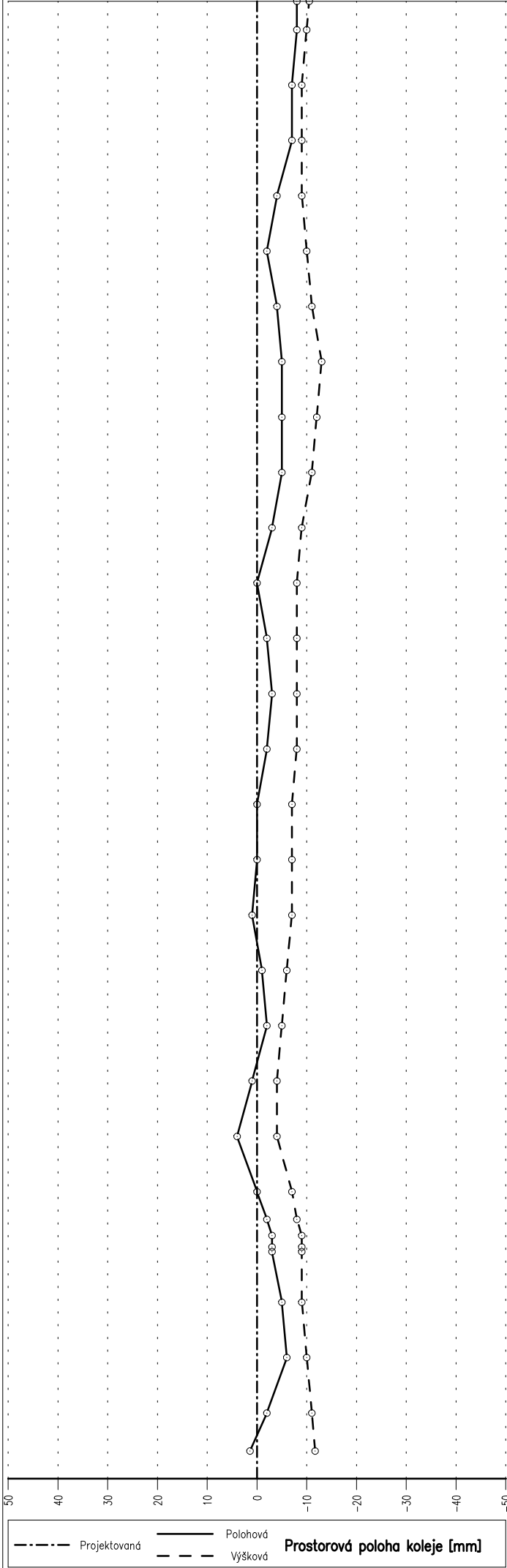


		25.301573
8	0	25.295000
7	-1	25.290000
7	-2	25.285000
6	-3	25.280000
3	-4	25.275000
2	-4	25.270000
3	-5	25.265000
4	-5	25.260000
4	-6	25.255000
4	-7	25.250000
4	-7	25.245000
4	-8	25.240000
5	-9	25.235000
5	-11	25.230000
5	-11	25.225000
6	-11	25.220000
7	-9	25.215000
8	-5	25.210000
7	-5	25.205000
6	-5	25.200000
6	-6	25.195000
5	-6	25.190000
5	-5	25.185000
5	-3	25.180000
6	-2	25.175000
		25.170573
ZDVIH	POSUN	<div><div>KM</div><div></div></div>
ASP		

TÚ 2253 Jindřichov ve Slezsku – st.hr. Polsko /kontrolní měření/ na upravenou niveletu koleje

km : 25.301573 – 25.432573

List : 16/19




KZO sk2=-10.387%
LN Rv=4000.000m yv=0.000m tz=1.464m
ZZO sk1=-9.655%

		25.432573
10	-8	25.430000
9	-7	25.425000
9	-7	25.420000
9	-4	25.415000
10	-2	25.410000
11	-4	25.405000
13	-5	25.400000
12	-5	25.395000
11	-5	25.390000
9	-3	25.385000
8	0	25.380000
8	-2	25.375000
8	-3	25.370000
8	-2	25.365000
7	0	25.360000
7	0	25.355000
7	1	25.350000
6	-1	25.345000
5	-2	25.340000
4	1	25.335000
4	4	25.330000
7	0	25.325000
8	-2	25.322504
9	-3	25.321040
9	-3	25.319576
9	-5	25.315000
10	-6	25.310000
11	-2	25.305000
		25.301573
ZDVIH	POSUN	<div>KM</div>
ASP		

TÚ 2253 Jindřichov ve Slezsku – st.hr. Polsko /kontrolní měření/ na upravenou niveletu koleje

km : 25.432573 – 25.563573

List : 17/19




KZO sk2=-9.772%
LN Rv=4000.000m yv=0.000m tz=1.230m
ZZO sk1=-10.387%

			25.563573
-2	-9	25.560000	
-2	-9	25.555000	
3	-13	25.550000	
6	-15	25.545000	
6	-15	25.540000	
6	-14	25.535000	
6	-12	25.530000	
5	-11	25.525000	
4	-10	25.520000	
3	-9	25.515000	
3	-8	25.511259	
3	-8	25.510029	
3	-8	25.508799	
3	-7	25.505000	
3	-8	25.500000	
2	-9	25.495000	
2	-8	25.490000	
1	-6	25.485000	
2	-5	25.480000	
5	-5	25.475000	
8	-4	25.470000	
8	-4	25.465000	
10	-4	25.460000	
11	-4	25.455000	
13	-4	25.450000	
12	-6	25.445000	
11	-8	25.440000	
11	-8	25.435000	
		25.432573	
ZDVIH	POSUN		KM
ASP			

TÚ 2253 Jindřichov ve Slezsku – st.hr. Polsko /kontrolní měření/ na upravenou niveletu koleje

km : 25.563573 – 25.694573

List : 18/19



KZO sk2=-10.866%
LN Rv=4000.000m yv=-0.001m tz=2.187m
ZZO sk1=-9.772%


12:17:27 PROP -7.0
12:17:42 PROP -7.0

		25.694573
26	-10	25.690000
21	-10	25.684784
22	-11	25.681289
20	-8	25.675000
18	-7	25.670000
18	-7	25.665000
19	-7	25.660000
21	-7	25.655000
22	-8	25.650000
18	-7	25.645000
15	-7	25.640000
13	-7	25.635000
11	-7	25.630000
11	-7	25.625000
10	-7	25.620000
8	-8	25.615000
7	-8	25.610000
4	-10	25.605000
1	-11	25.600000
3	-11	25.595000
4	-11	25.590000
2	-13	25.585000
1	-14	25.582929
0	-15	25.580742
-1	-15	25.578555
-2	-14	25.575000
-3	-13	25.570000
0	-12	25.565000
		25.563573
ZDVIH	POSUN	<div>KM</div>
ASP		

TÚ 2253 Jindřichov ve Slezsku – st.hr. Polsko /kontrolní měření/ na upravenou niveletu koleje

km : 25.694573 – 25.712426

List : 19/19



ZDVIH		POSUN	KM
ASP			